



CIRQUE DE LA SYMPHONIE

DESCRIPTION OF PROJECT

New West Symphony presents this year's **2024 Symphonic Adventures: Cirque de la Symphonie**, an educational and fun online orchestral experience for schoolchildren.

IMPACT: Symphonic Adventures is designed to help development in cognitive, social, cultural, and emotional capacities. It encourages students to seek and create new perspectives, perceive and know the world, and gain understanding that can shape the strength and wellbeing of society by viewing the world linguistically, scientifically, mathematically, socially and historically.

OBJECTIVES

- Develop musically literate students
- Use music to communicate
- Use music to create community
- Use music and art connections to exercise emotional intelligence skills

OUTCOMES (students will gain)

- Understanding of basic elements of music, identify orchestra instruments
- Stronger understanding of musical instruments in the orchestra, how they are played, how each instrument creates sound, why they sound different when playing the same note.
- Learning how to use emotions to communicate and connect with others

Educators recognize that music is one of humanity's most treasured and enduring experiences combining physical science and human emotional response. Local districts renewed their commitment to the arts but have difficulty holding to the high standards they once had for music education. Art is offered mostly after school and for a fee. Limited music instruction is available once a week during the school hours. Many families do not have resources for music education or to attend concerts. Teachers are over-burdened and must be assisted if we wish to have music in the curriculum.

Music education develops engaged, creative, expressive, responsive, and artistically literate citizens who connect through arts experiences that transcend historical, cultural, and societal contexts. We have seen that the impact of hearing a live orchestra, meeting a musician, or simply being exposed to and learning a musical instrument is immeasurable. NWS is committed to making these experiences possible for all young people and their families by providing free, high-quality, sequential music education and teacher training, to promote the development of critical cognitive functions necessary for navigating and existing in a complex world.

About New West Symphony



Founded in 1995, the New West Symphony is a professional orchestra that draws its players from the rich talent pool of professional Los Angeles-area musicians. The Symphony is a resident company of Bank of America Performing Arts Center in Thousand Oaks and also performs at Rancho Campana High School. It presents six Masterpiece Series concerts annually, performing major works from the symphonic repertoire with internationally-acclaimed artists as guest soloists. It also provides quality outreach and educational opportunities for the communities it serves through its annual Symphonic Adventures concert programs for youth, its traveling Music Van, and its New West Symphony Harmony Project of Ventura. More information is available at www.newwestsymphony.org or follow us on Facebook at www.facebook.com/newwestsymphony.

About Michael Christie

Named Artistic and Music Director of the New West Symphony in December 2018, GRAMMY® Award-winning conductor Michael Christie is a thoughtfully innovative conductor, equally at home in the symphonic and opera worlds, who is focused on making the audience experience at his performances entertaining, enlightening, and enriching. Deeply committed to bringing new works to life, he has championed commissions by leading and emerging composers alike.

About Cirque de la Symphonie

Cirque de la Symphonie is an exciting production designed to bring the magic of cirque to the music hall. It is an elegant adaptation of some of the most amazing cirque acts performed on a stage, shared with the full symphony orchestra and showcasing many of the best artists in the world. The audience is thrilled and bedazzled by acrobats, contortionists, dancers, jugglers, and balancers. These accomplished veterans include world record holders, gold-medal winners of international competitions, Olympians and some of the most original talent ever seen. Each performance is perfectly choreographed to classical masterpieces, raising cirque artistry to a fine arts level.

Adding a stunning visual element to the concert experience, these acrobats provide a three-dimensional entertainment extravaganza. Orchestras play with enhanced enthusiasm, while patrons marvel at the jaw-dropping spectacle of acrobatic feats. Fusing the power and majesty of the live orchestra with the best of cirque artistry, Cirque de la Symphonie is the only cirque company in the world that performs exclusively with symphony orchestras. Over one hundred orchestras worldwide have featured Cirque de la Symphonie in sold-out venues, adding energy and excitement to the concert experience.

Theatre Etiquette

(Before the Show)

It is often helpful to remind students of appropriate audience etiquette by explaining and discussing why these rules of behavior are important.

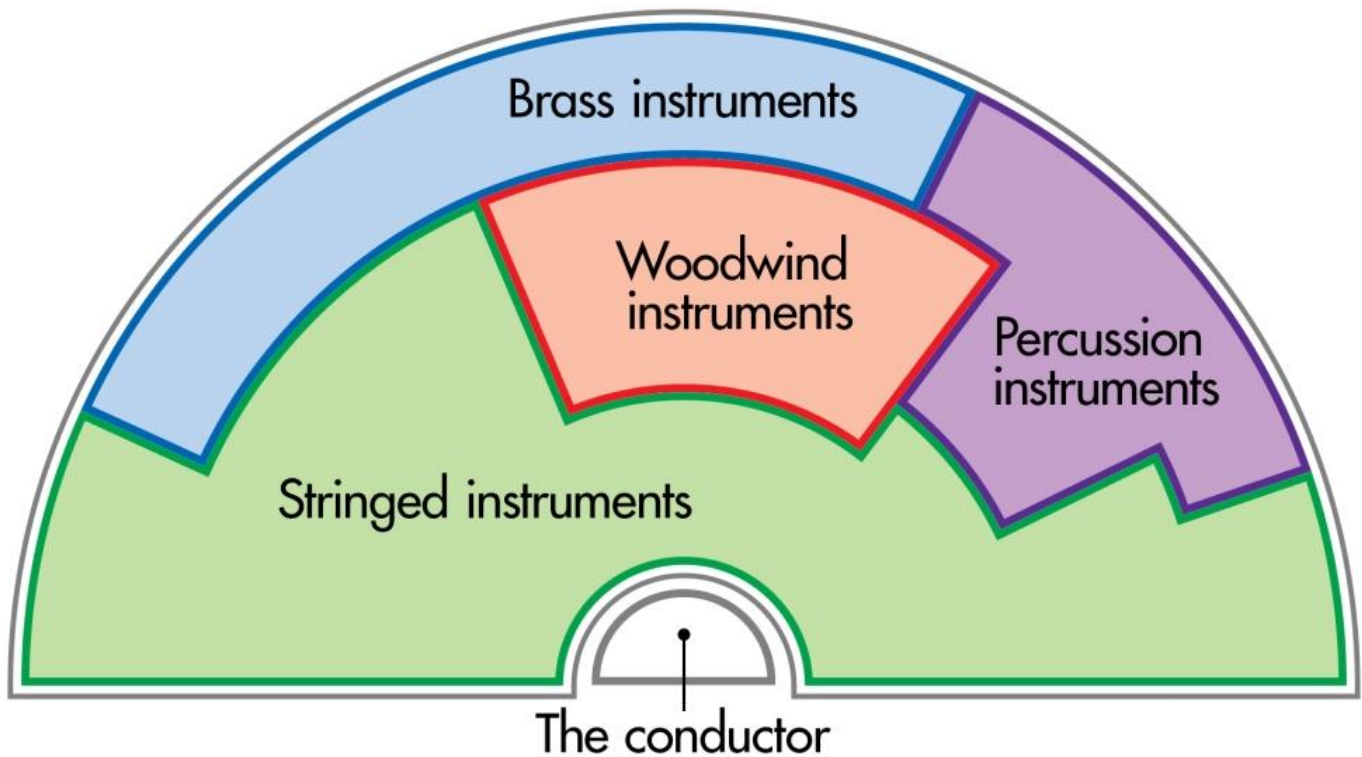
Audience members should:

- listen carefully to the ushers, your teachers – this gets everyone to their seats quickly and ensures a pleasant experience;
- walk single-file and hold hand-rails as you use steps – this also keeps everyone safe;
- listen carefully to the performers – they are working hard to entertain and inform you with lots of clues about the story;
- refrain from talking – this allows everyone to enjoy the performance without being distracted;
- laugh if something is funny, but not too loudly – you don't want to miss any dialogue;
- pay attention to the lighting, scenery, costumes, and music – all of these elements help provide more details to tell the story in an interesting way; and
- applaud at the end – this shows the performers that you respect and appreciate their work.

PLEASE FIND BELOW ACTIVITIES YOU COULD DO WITH YOUR STUDENTS

LEARN ABOUT SECTIONS OF THE ORCHESTRA

The Orchestra



BRASS INSTRUMENTS are made of metal. A musician plays a brass instrument by blowing into it. The brass section is very loud. That is why it is at the back of the orchestra.



STRINGED INSTRUMENTS make music when their strings are plucked or played with a bow. String players sit up front.



WOODWIND INSTRUMENTS can be made of wood or metal. A musician plays a woodwind instrument by blowing into it. The woodwind section sits at the center of the orchestra.



PERCUSSION INSTRUMENTS make sounds when they are tapped, struck, or shaken. One percussion player may play a few instruments. They are usually not played at the same time.



MUSICAL SELECTIONS YOU WILL HEAR TODAY


GIMENEZ
BARROSO
GRIEG
GRIEG
STRAUSS
CHABRIER
RIMSKY-KORSAKOV
ANDERSON
BIZET

Intermedio de La Boda de Luis Alonso
Brazil
Morning from Peer Gynt
Cave of a mountain King
Thunder & Lightning Polka Op. 324
Dance Slave
Dance of the Baffoons
Blue Tango
Carmen Suite No 1-Les Toreadors

Match the Word with the Definition

Maestro	A sequence of single notes that is musically satisfying
Tempo	A brass musical instrument with a flared bell
Melody	A loud section in music
Rhythm	The leader of the first violin section
Violin	Tone color
Trumpet	A brisk and lively tempo
Concertmaster	A musician or conductor of classical music
Allegro	The last movement of a sonata, symphony, or concerto
Forte	Music's pattern in time
Composer	Circus
Cirque	A bowed stringed musical instrument

Draw a picture that represents your favorite section of the New West Symphony with Cirque de la Symphony performance. Describe the music that accompanied this section and write a brief description of why you think that music (including the name if you know it) was chosen for that act.



Describe the Music:

A large, empty rectangular box with a thin black border, occupying the lower third of the page. It is intended for writing a description of the music.

Making Percussion Instruments

Percussion instruments are the most varied in the orchestra and 'inventing'/making them can be quite fun. You can turn really anything into a percussion instrument. Below are multiple ways to make homemade instruments.

Instruments you strike:

- Clay pots make an interesting instrument. Use the kind that has drain hole in the bottom. Using the hole, hang them from a string (run the string through the hole and tie a large paper clip, stick or another object on the end as a stop) and hit them with a wooden spoon. Be careful not to break them!
- Any pan or bowl can be an instrument by hitting them. Try different ones, but also don't neglect trying various sticks like spoons, drumsticks, pencils, nails, etc.
- Hit together a couple of sticks, pencils, anils, or bolts. Chopsticks also make an interesting sound when hit together
- Make a drum out of a coffee can or a trash can (metal or plastic). Or using a playdough or similar-sized can, stretch a balloon across the top and secure it with rubber bands for a drumhead.

Instruments you shake:

- Make a shaker by simply filling a container half full of rice, beans, seeds, pebbles, sand, small, buttons, metal soda tops, or anything loose of the sort, then secure the top.

Instruments you scrape:

- Anything can be scraped or rubbed together. Try taking copy paper and sandpaper and mixing them together to see what sound they create
- You can also take a comb or a hair pick with a stick and rub it together

Extended activity

<https://www.metronomeonline.com/>

Bring your home or classroom made instruments and play together in a percussion band:

1. Using metronome link above, start with low pitched instruments playing longer notes
2. Add shakers a few seconds later playing faster notes without changing metronome speed
3. Add scraping or rubbing instruments to create rhythmic patterns while the other 2 groups are playing.
4. Add drumming instrument to the ensemble

Conducting Gestures

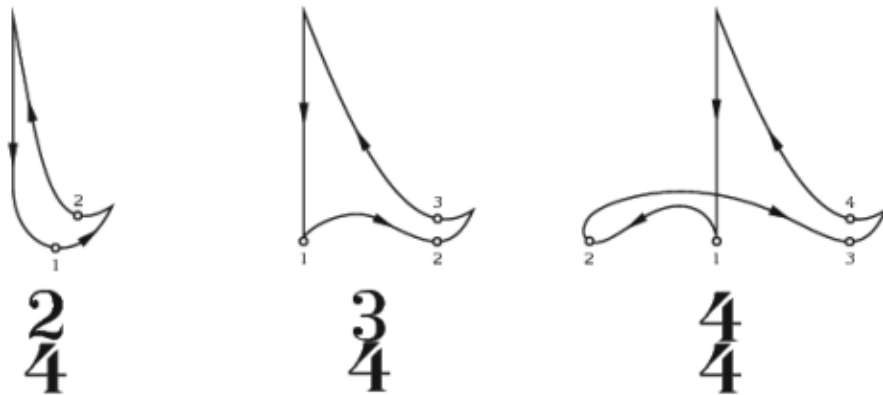
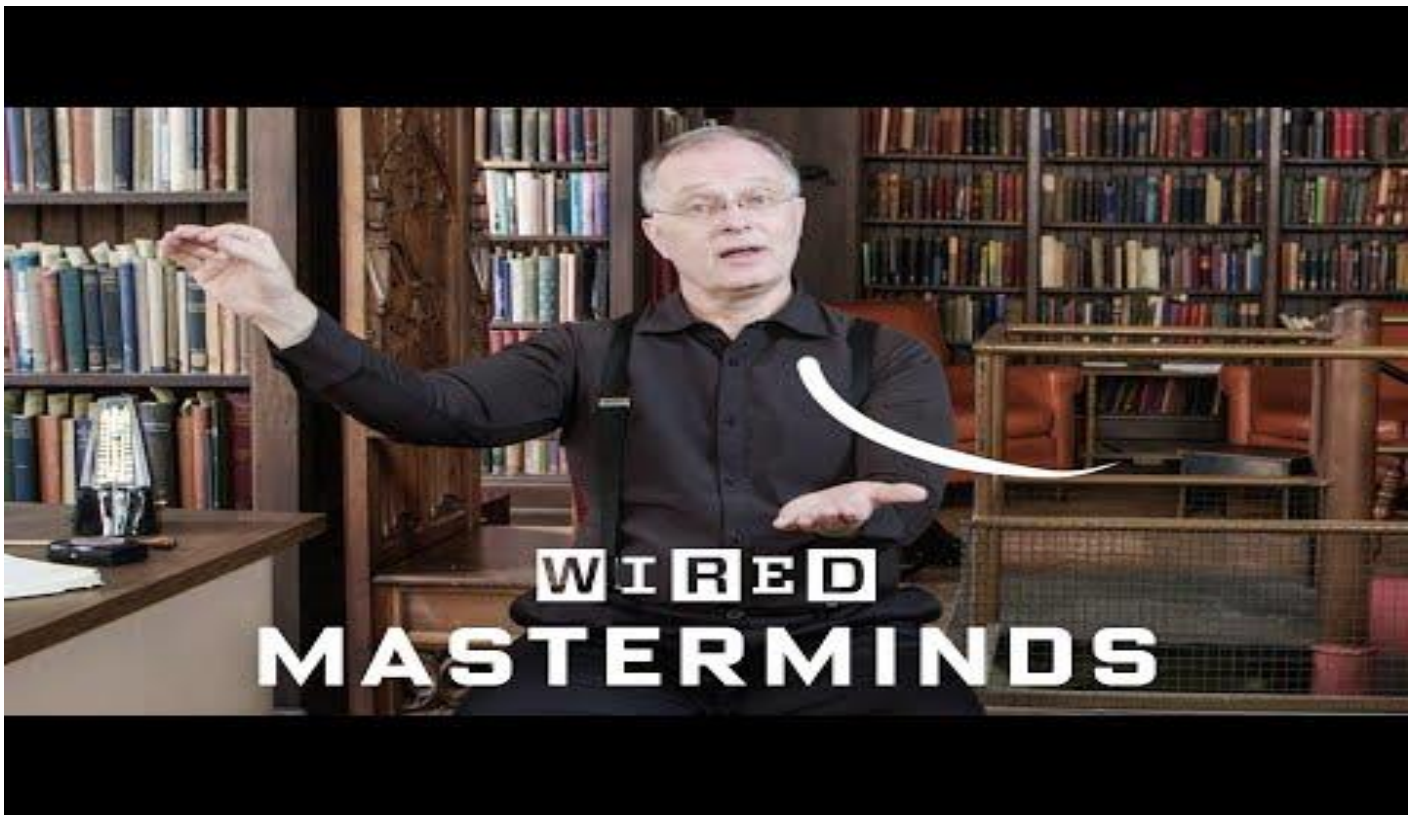
Conducting is so unique. There are so many different patterns and styles of conducting that a conductor should know to be able to conduct multiple different pieces of music at different times, tempos, and meters. Here are the three easiest styles of conducting, try conducting one of your favorite songs at different speeds and see how many ways you can conduct. Refer to the link below for a detailed tutorial on what it means to be a conductor and what a conductor does.

We will have the whole auditorium conduct, so be prepared and some of you may even come to the stage to conduct the orchestra!

[Welcome to Symphonic Adventures with the New West Symphony and Cirque de la Symphonie! \(youtube.com\)](#)



[What Conductors Are Really Doing | WIRED \(youtube.com\)](#)



Metronome Game

[METRONOME ONLINE - free online metronome](#)

Using an online metronome link use it as a simple speed dial.

1. Pick a student in your class to sing a tune (They can create or compose one or sing their favorite song)
2. Pick a different member of the class to control the metronome (speed)

3. Ask other kids in a class how does speed change the tune?
4. Does the character or mood of the song change?
5. Do you think changing speed made it better?
6. Repeat as many times as desired.

DISCLAIMER

New West Symphony's Study guide and education materials are provided for FREE to all teachers, parents, and caregivers. You have permission to use and share these resources for educational purposes. We do ask that when sharing, or linking to materials, that you give credit to the New West Symphony and include our website

www.newwestsymphony.org